

Enclosed in this package you will find the Alternative Method of Instruction (AMI).

For each emergency day, that we are out of school your student needs to complete one day of work. The packet days are grouped together and labeled. (For example, Day 1 G1 is for group 1.)

If the work is not completed AND returned to school, your student will be counted absent for the day.

Please follow the directions on each page. Please have your child put his name on each page.

Thank you,

Kimberly Roberts



Resource Teacher

International Studies Magnet School

Kimberly.roberts@jonesboroschools.net

870-933-5825

870.761.8144 (call/text)

Date: _____

Words With Short a

Fill in the blanks with the correct words from the Word Bank.

Word Bank

rag

wag

Dad

sad

ran

nap

Sad Bab!

Bab was a _____ pet.

She was home alone.


First, she _____ around the house.

Next, she played with a _____ doll.

Then Bab took a _____.

Soon Mom and _____ came home.

Look at Bab _____ her tail!





Word Search

Look at the Word Bank on page 4.

Circle the words here.

Then read them!

k	n	m	b	v	q	a	b
x	a	w	t	s	g	d	s
b	p	i	a	h	a	a	b
h	v	k	z	g	c	d	u
r	a	g	d	c	c	y	l
x	s	r	a	n	f	e	u



Think Time

Answer these questions about the story.

1. Who was Bab?

2. Why was she sad?

3. What did Bab do when she was sad?

4. Why did Bab wag her tail?

To parents

Go to page 72 and do Activity 1, 2 or 4 with your child.

Solve each problem.

- 1) Start at 14 and count down 5. What number do you end at?
- 2) Start at 13 and count up 1. What number do you end at?
- 3) Start at 13 and count down 8. What number do you end at?
- 4) Start at 13 and count up 2. What number do you end at?
- 5) Start at 18 and count down 5. What number do you end at?
- 6) Start at 5 and count up 13. What number do you end at?
- 7) Start at 8 and count down 6. What number do you end at?
- 8) Start at 10 and count up 1. What number do you end at?
- 9) Start at 11 and count down 9. What number do you end at?
- 10) Start at 11 and count up 6. What number do you end at?
- 11) Start at 10 and count down 9. What number do you end at?
- 12) Start at 18 and count up 2. What number do you end at?
- 13) Start at 14 and count down 3. What number do you end at?
- 14) Start at 18 and count up 1. What number do you end at?
- 15) Start at 10 and count down 2. What number do you end at?
- 16) Start at 11 and count up 1. What number do you end at?
- 17) Start at 19 and count down 4. What number do you end at?
- 18) Start at 19 and count up 1. What number do you end at?
- 19) Start at 14 and count down 4. What number do you end at?
- 20) Start at 14 and count up 4. What number do you end at?

Answers

1. _____
2. _____
3. _____
4. _____
5. _____
6. _____
7. _____
8. _____
9. _____
10. _____
11. _____
12. _____
13. _____
14. _____
15. _____
16. _____
17. _____
18. _____
19. _____
20. _____


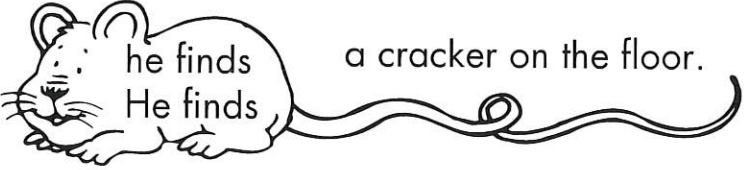




Date: _____

Capitalizing Sentence Beginnings

Note A sentence begins with a **capital letter**.

Circle the words that show the correct way to begin each sentence.


Squeak!

1.  The mouse
the mouse is looking for food.
2.  he finds
He finds a cracker on the floor.
3.  he Eats
He eats the cracker.
4.  Then he
then He takes a nap.
5.  oh No!
Oh no! He hears a cat!
6.  the Mouse
The mouse runs home fast!

Date: _____

Recognizing Capital Letters

Help the mouse through the maze by coloring each box with a word that begins with a capital letter.




That's Amazing!

The	For	That	with	know	but
here	on	When	Have	next	we
as	after	good	Make	there	see
Go	Look	Are	Could	is	why
This	who	said	in	come	them
Has	Name	Before	Her	Where	The

To parents

Read the back of a cereal box with your child. Ask him to count the number of capital letters there and write the number next to the cheese.



Date: _____

Word Family: **am** as in **jam**

Fill in the blanks with the correct words from the Word Bank.

Word Bank

jam

Pam

swam

am

Sam

I Am Sam

"Hi! My name is _____.

I _____ seven years old.

I have a little sister named _____.

I like to make peanut butter and _____ sandwiches.

I also like to swim.

Last week, I _____ in a pool."





Word Search

Look at the Word Bank on page 6.

Circle the words here.

Then read them!

c	d	f	w	s	b	p	g
z	m	t	u	a	w	h	r
p	f	j	a	m	i	a	t
w	a	u	l	r	q	e	m
k	v	p	a	m	n	y	l
a	m	x	q	l	n	z	p



Think Time

Answer these questions about the story.

1. Who is this story about?

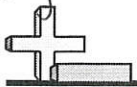
2. Who is Pam?

3. What kind of sandwiches does Sam like to make?

4. What did Sam do last week?

To parents

Go to page 72 and do Activity 1, 2 or 4 with your child.



Solve each Problem.

1) _____ + 5 = 10

2) _____ + 3 = 10

3) _____ + 4 = 10

4) _____ + 1 = 10

5) _____ + 9 = 10

6) _____ + 8 = 10

7) _____ + 2 = 10

8) _____ + 7 = 10

9) _____ + 0 = 10

10) 6 + _____ = 10

11) 7 + _____ = 10

12) 9 + _____ = 10

13) 1 + _____ = 10

14) 0 + _____ = 10

15) 2 + _____ = 10

16) 4 + _____ = 10

17) 5 + _____ = 10

18) 3 + _____ = 10

19) 8 + _____ = 10

20) 6 + _____ = 10

Answers

1. _____

2. _____

3. _____

4. _____

5. _____

6. _____

7. _____

8. _____

9. _____

10. _____

11. _____

12. _____

13. _____

14. _____

15. _____

16. _____

17. _____

18. _____

19. _____

20. _____

Date: _____

Capitalizing Sentence Beginnings

Draw lines to match the correct capital letter to the beginning of each sentence.

First Day of School

M	we reach school early.
R	the school field is empty.
W	mrs Chan is our new English teacher.
E	everyone stops talking when the principal speaks.
T	ravi's mother waits for him at the school gate.
Y	your sister looks worried.

To parents

Ask your child to look through any magazine and find three sentences beginning with 'You'.

Date: _____

Word Family: *an* as in *van*

Fill in the blanks with the correct words from the Word Bank.

**Word
Bank**

can

pan

ran

tan

van

Dan

In the Van

Mom and Dad are packing the _____.

The family is going camping.

"_____ I help?" asked _____.

"Yes," said Mom. "Will you get the big _____?"

Dan _____ inside and got it.

"Now we can go!" said Dad.

The big _____ van drove off.





Word Search

Look at the Word Bank on page 8.

Circle the words here.

Then read them!

d	j	f	v	k	b	p	k
z	a	x	a	p	a	n	r
p	q	n	n	m	q	a	g
w	c	t	l	x	r	e	i
k	a	z	a	q	a	b	l
d	n	j	q	n	n	z	p



Think Time

Answer these questions about the story.

1. Where is the family going?

2. What does Mom ask Dan to get?

3. What color is the big van?

4. Is Dan a helpful boy? Give a reason for your answer.





































To parents

Go to page 72 and do Activity 1, 2 or 4 with your child.

Name: _____

edHelper

7 8 9







  	  
  	  
  	  
  	  
  	  
  	  

Name: _____

1

2

3



Name _____





Stick With It




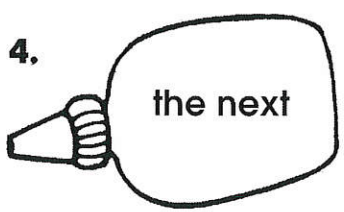
A sentence begins with a capital letter.


Write the beginning words correctly to make a sentence.


1.  _____ begins at noon.

2.  _____ are making clay pots.

3.  _____ form the clay into balls.

4.  _____ step is to make a hole in the ball.

5.  _____ dries the pots.

6.  _____ we will paint the pots.

Date: _____

Word Family: en as in **pen**

Fill in the blanks with the correct words from the Word Bank.

**Word
Bank**

then

ten

pen

Ben

den

when

A Letter From Ben

Ben sat in his _____.

He picked up his _____.

"I'll write to Manny," he said.

Manny used to live next door.

_____ Manny moved away.

Ben was sad _____ he left.

But next summer, Manny will visit _____.

They will spend _____ days together!





Word Search

Look at the Word Bank on page 16.

Circle the words here.

Then read them!

z	t	r	g	x	b	r	m
q	h	w	h	e	n	e	x
o	e	i	q	h	f	k	n
t	n	p	j	f	z	d	e
d	g	y	e	b	k	e	j
t	e	n	x	n	s	n	a



Think Time

Answer these questions about the story.

1. Why did Ben pick up his pen?

2. Who was Manny?

3. Did Ben like Manny? Give a reason for your answer.

4. When will Manny visit Ben?

To parents

Go to page 72 and do Activity 1, 2 or 4 with your child.

Name: _____

edHelper

7

8

9









Name: _____

1

2

3



Name _____



Capitalizing
sentence beginnings

You're Sharp!



A sentence begins with a **capital letter**.

Circle the words that show the correct way to begin each sentence.

many Of
Many of

my friends are in second grade.

Our teacher
our Teacher

keeps a fish tank in our classroom.

The reading
the reading

center has many good books.

the globe
The globe

helps us find places around
the world.

we Study
We study

about the weather.

Our class
our Class

won the reading contest.

Copyright © Scholastic Inc.

Date: _____

Word Family: *at* as in *cat*

Fill in the blanks with the correct words from the Word Bank.

**Word
Bank**

hat

sat

cat

flat

fat

that

scat

A Flat Hat!

I have a pet _____.

He is big and _____.

Do you know what _____ cat did?

He _____ on Grandma's _____.

"_____, you silly cat," said Grandma.

"My hat is now _____!"





Word Search

Look at the Word Bank on page 12.

Circle the words here.

Then read them!

c	r	q	w	f	l	a	t
z	a	f	a	t	w	j	t
p	f	t	b	s	a	t	h
j	l	r	t	h	q	z	a
m	b	w	d	q	a	y	t
s	c	a	t	l	n	t	i



Think Time

Answer these questions about the story.

1. How does the girl's cat look?

2. What did the cat do?

3. What happened to Grandma's hat when the cat sat on it?

4. Was the cat silly? Give a reason for your answer.

To parents

Go to page 72 and do Activity 1, 2 or 4 with your child.


Name: _____

edHelper

7

8

9








Name: _____

1

2

3



Ghosts, Goblins, and More

Find the following words in the puzzle.
Words are hidden → and ↓.



BOO	BROOMSTICK	GHOUL	HAUNTED
MONSTER	SCARY	SKELETON	SPOOKY
VAMPIRE	WEREWOLF	WITCH	ZOMBIE

B	R	O	O	M	S	T	I	C	K
Z	O	M	B	I	E	L	B	K	F
G	B	S	S	S	P	O	O	K	Y
S	G	H	O	U	L	Z	O	T	S
C	F	W	E	R	E	W	O	L	F
A	G	V	M	O	N	S	T	E	R
R	H	A	U	N	T	E	D	Z	F
Y	N	O	V	A	M	P	I	R	E
Z	W	I	T	C	H	Q	Q	S	M
S	K	E	L	E	T	O	N	D	Y

